



**GLAMPING TENT  
EXPERT**

# JUMEI

## GLAMPING DOME TENT CATALOG AND SHOWCASES


GUANGZHOU JUMEI TENT TECHNOLOGY CO., LTD.

**GUANGZHOU JUMEI TENT TECHNOLOGY CO., LTD.**

 No.7, Dong Er Road, Hengli, Nansha,  
Guangzhou, Guangdong, China

 +86 20 3900 2585

 info@jumei-tents.com

 [www.jumei-tents.com](http://www.jumei-tents.com)  
[www.jumei-glamping.com](http://www.jumei-glamping.com)

**DESIGN | MANUFACTURE | SELL**  
[www.jumei-glamping.com](http://www.jumei-glamping.com)

# GLAMPING DOMES



## PRODUCTS

### LUXURY GLAMPING DOME SERIES



GLAMPING



RESORT HOTELS



OFF-GRID



GUESTHOUSE



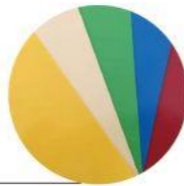
Glamping Dome Tent has an eye-catching and elegant look. It is easy to fully equipped with household facilities, appliances, and kitchenware and can be easily installed everywhere to provide a unique and comfortable living experience. So it is widely used for resorts, glamping sites, campgrounds, hotels, and Airbnb hosting.

The solid and safe structure, portable installation package, and sufficient accessories make Glamping Dome more and more popular these years. Someone even thinks it's the best glamping tent.

We provide various size's glamping dome tents from 4m to 9m with sufficient add-ons and options. We also provide tailored and turnkey solutions to meet your individual needs and fit your budget.

# MATERIALS & FEATURES

- ① STRUTS**  
HIGH-QUALITY Q235 GALVANIZED STEEL  
• Size: 26x1.5mm or 32x2mm  
• Surface: White Baking Finish with Stainless Steel Screws & Nuts
- ② OUTER COVER**  
850g/m<sup>2</sup> Double-sided PVC Knife Coated Fabric
- ③ INNER LINING**  
500g/m<sup>2</sup> Thermal Insulated Aluminum Foil Oxford Fabric
- ④ ROUND GLASS WINDOW**  
Aluminum alloy glass window. Special connection fittings to guarantee sealing and waterproofing
- ⑤ SINGLE GLASS DOOR**  
• Materials: 80 Double Glazed Aluminum Frame (Broken Bridge)  
• Lockset: Quality Lockset  
• Glass: Tempered insulating glass 5+20+5mm



## FEATURES

**>WORKING TEMPERATURE RANGE:** -30 to +40°C

Our dome tent has two-layer of cover fabric and insulation liner. It is suitable for living in various weather conditions from 40°C to minus 10°C. It will be perfectly fitted in colder or hotter weather with the optional floor heating, air conditioning, fireplace, or other configurations.

**>WIND LOAD:** 80-120km/h

The wind resistance of the tent depends on the connection method of the base. Our glamping dome tent has a solid foundation and can withstand level 12 typhoons, with a snow load of 0.30kN/m.

**>SNOW LOAD:** 75kg/m<sup>2</sup>

The total static weight that can be supported over the entire dome is usually greater than any normal snow load it will have to support, as snow does not easily accumulate on a round roof. If the snow on the dome reaches 15cm, you should remove it with a broom or similar tool in order to prevent damage to the dome cover.

**>LIFE SPAN:** Frames 15+ years, covering fabric 8-10 years

The lifespan of a tent mainly depends on the performance of the cover tarpaulin, which is generally 8-10 years of life. Our cover fabric is tear-resistant, durable, waterproof, fire retardant, mold-proof, and anti-corrosion.

**> 100% WATERPROOF; FLAME RETARDANT TO DIN4102 B1, M2, CFM; UV RESISTANT, TEAR-RESISTANT, SELF-CLEANING ABILITY, ETC.**

All the materials of our domes have passed the environmental testing of China.

\* We will provide detailed installation guides, user manuals and videos, etc.

\* The Glamping Dome Tent comes with a one-year warranty from the original purchase date that covers defects in materials and workmanship but excludes damage from misuse, wear and tear, or environmental exposure.

[www.jumei-glamping.com](http://www.jumei-glamping.com)

# SIZES OF DOMES

We can produce geodesic dome tents from **diameters 3m to 10m** or even larger. Below we only list the most popular **5m-8m glamping dome** tents information. If you need other sizes of our dome tents, and not only used for glamping but also other purposes such as yoga, events, etc., please contact us directly.



**Model: JGD8**  
2 adults and 1-2 kids  
Luxury Suite



**Model: JGD7**  
2 adults and 1-2 kids



**Model: JGD6**  
1-2 people  
with bathroom




**Model: JGD5**  
1-2 people


# SPECIFICATIONS & FEATURES

Model	JGD8	JGD7	JGD6	JGD5
Diameter	8m/26.2ft	7m/23ft	6m/19.7ft	5m/16.4ft
Floor Area	50.24m <sup>2</sup> /540.78ft <sup>2</sup>	38.48m <sup>2</sup> /414.19ft <sup>2</sup>	28.26m <sup>2</sup> /304.18ft <sup>2</sup>	19.60m <sup>2</sup> /210.97 ft <sup>2</sup>
Top Height	4m/13.12ft	4m/13.12ft	3.5m/11.48ft	3m/9.84ft
Struts Size(mm)	Φ26*1.6/Φ32*2	Φ26*1.6	Φ26*1.6	Φ26*1.6
Capacity (For people sleeping)	luxury suite, for family, 2 adults+2 kids	for family, 2 adults+2 kids	1-2 people sleeping with bathroom	1-2 people sleeping
Features	<b>Working Temperature Range</b> -30 to +40°C <b>Wind Load</b> 80-120km/h <b>Snow Load</b> 75kg/m <sup>2</sup> <b>Life Span</b> Frames 15+ years, covering fabric 8-10 years <b>100% waterproof, UV-resistance, flame retardation, class B1 and M2 of fire resistance</b>			

# FLOOR PLAN




8M Dome Floor Plan  
JGD8-50m<sup>2</sup>



7M Dome Floor Plan  
JGD7-38.5m<sup>2</sup>



6M Dome Floor Plan  
JGD6-28m<sup>2</sup>



5M Dome Floor Plan  
JGD5-20m<sup>2</sup>

# ADD-ONS



PVC Clear Window (cannot open, for naturelight)



PVC Window (with bug screen)



Round Glass Window



Skylight & AutoSunlight Shed



Curtain & Rail



Chimney



Single Glass Door



Solar Exhaust Fan



Insulation Liner



Triangle Glass Window



Fireplace/Stove Kit



Bathroom Module

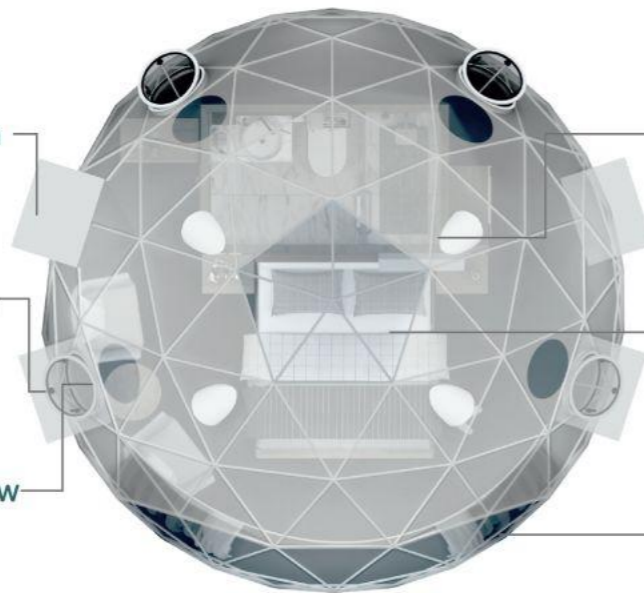
# EXTERIOR DESIGN & CONFIGURATION

## EXTERIOR DESIGN

**1 Entrance Position**  
4 positions for selection.

**2 Window Position**  
4 positions for selection.

**3 Clear PVC Window**  
4 positions for selection.

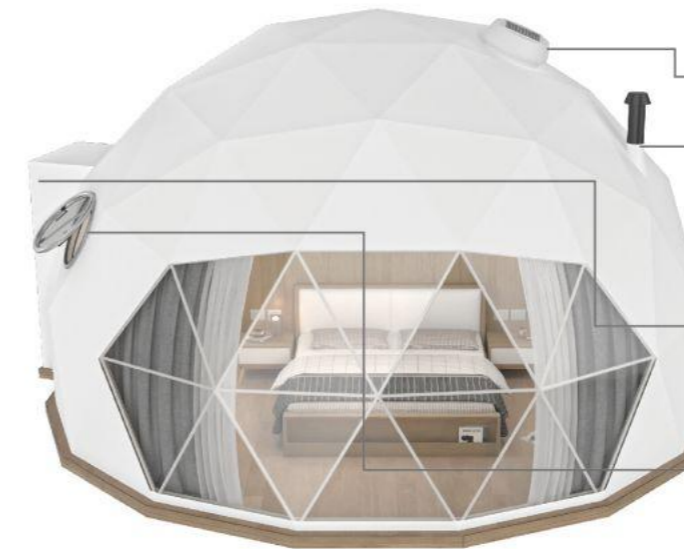


**4 Vent Hole**  
4 positions for selection,  
we suggest not choose  
vent hole if you installed  
the exhausted fan.

**5 Skylight**  
Clear PVC Skylight for  
light and star gazing at  
the night. Auto sunlight  
shed.

**6 Cover Color**  
14 colors for selection.

## EXTERIOR CONFIGURATIONS



**Solar Exhaust Fan**  
Solar powered ventilation  
fan with battery system.

**Chimney**  
Can connect with regular  
fireplace and custom stove.

**Glass Door**  
Broken bridge aluminum  
insulating glass door, perfectly  
matched with door frame.

**Glass Window**  
or PVC Window  
Aluminum glass window, water-  
proof with sealed connector.

# INTERIOR DESIGN & CONFIGURATIONS



Optional - White



Optional - Beige



Optional - Khaki



Optional - Desert Yellow



Optional - Gray



Optional - Green

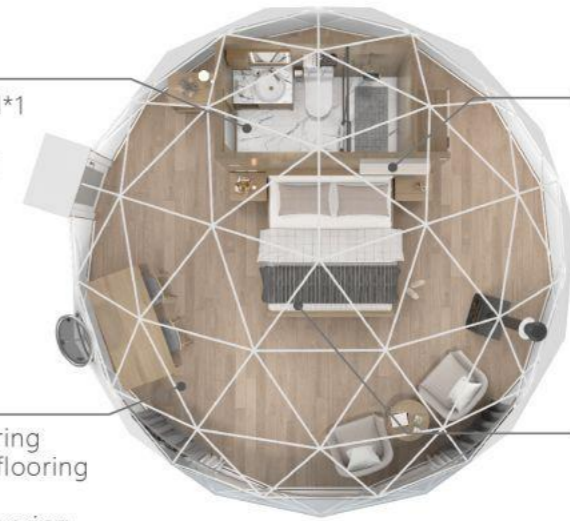
	1# RLA9016		8# RLA1003
	2# RLA1000		9# RLA6002
	3# RLA1001		10# RLA6024
	4# RLA0000		11# RLA6032
	5# RLA8025		12# RLA6021
	6# RLA7001		13# RLA9005
	7# RLA7035		14# RLA5015

## COVER COLORS 14 colors to choose from

Please note: #1, 2, 3, 4, 7, 9, 10 are commonly used colors and can be selected directly. Other colors will take time to customize so please consult our sales or engineers in advance before choosing them.

### BATHROOM MODULE

- Wooden veneer aluminum wall\*1
- Waterproof floor\*1
- Sink\*1
- Towel Rack\*1
- Hand Shower Kit\*1
- Ceiling\*1
- Shower\*1
- Toilet\*1



### FURNITURE


- Curtain\*1
- Solid wood bed\*1
- Mattress \*1
- Bed stand\*2
- Wardrobe \*1
- Side Stand\*1
- Occasional table\*1
- Occasional chair\*2
- Dinner chair (Optional)
- Fireplace (Optional)

### Wooden Floor System

- Wood-Plastic Composites flooring
- Luxury multi-layer solid wood flooring (Optional)
- Radiant Floor Heating wood flooring (Optional)

### HOME APPLIANCES


- Bedroom chandelier\*1
- Indoor wall light\*1
- 2P Air-Con\*1
- Electric Kettle\*1
- Hanging hair dryer \*1
- Skylight with electric sun-shed (Optional)



Chair Table



Tea Table Sofa Chair



Dinner Chair 140cm Dinner Table



180cm Bed/Mattress  
150cm Bed/Mattress  
135cm Bed/Mattress  
50cm Nightstand



80cm Stand



250cm Kitchenette  
300cm Kitchenette



50' TV  
120cm TV Table



Bathroom Module



80cm Wardrobe  
100cm Wardrobe



**Luxury Glamping Dome Landscape Hotel  
in a Pasture on the Open Grassland**

This landscape luxury glamping dome hotel is an ideal choice for outdoor glamping accommodation. The hotel style is simple, stylish, wind and snowproof with a clear bay window, allowing natural light to fill the interior and enjoy the outdoor scenery. The unique wooden platform design enhances the viewing experience and creates an extremely private space for travelers to experience the charm of the starry sky. This

hotel has luxurious interior decoration and adopts modern technology to meet the needs for high-quality accommodation. Diversified activity facilities and considerate services allow travelers to experience the beauty of nature and the warmth of humanistic care. In short, it is the first choice for outdoor camping accommodation that combines natural beauty, comfortable accommodation, and a unique experience.







### Luxury Glamping Dome Resort: Relaxation and Adventure

This stunning luxury glamping resort features 11 luxury glamping domes set in the natural countryside with fully equipped facilities and modern furnishings. People and families can come here to try exciting activities such as fishing, petting farm animals or racing ATVs. When the sun goes down, gaze at the stars under our dazzling

strings of lights as your dome glows with a warm welcome. Our domed luxury glamping lodges feature plush, unique accommodations and endless entertainment to experience the great outdoors in comfort and style. You'll feel luxurious at all times and are provided with modern amenities for visitors.



## Two 5-star 7M Domes Bring the Ultimate Glamping Experience

These two luxurious 7m Geodesic Glamping Domes are perfect for connecting back with nature. With 38m<sup>2</sup> of internal space and 24m<sup>2</sup> of decking, you will have plenty of space to relax. With views of Nakara Lake, our rice fields &

sunflower fields they are perfect for a relaxing break or even a family stay vacation. Our Domes are suitable for 4 people with a maximum of 2 adults.





### **Fantastic 7m and 6m Glamping Dome in the Snow**

The fantastic 7m and 6m dome luxury campsites provide a place to camp away from the hustle and bustle of the city and close to nature in the snowy winter months. These dome tents not only provide you with warm accommodation, but also the perfect combination of luxury and comfort for those cold winter nights. Each tent is equipped with

modern amenities, including comfortable beds, high-speed WiFi, hot tubs, and restrooms. As you walk through the snow, you can feel the unique charm of winter camping while enjoying the breathtaking views of nature. Relax and soothe your mind and body as you enjoy the serenity and beauty of the winter snow.



## Stunning Glamping Domes surrounded by countryside views by the river

Come and enjoy a glamping experience with a touch of luxury in our fancy glamping dome tents.

When the sun comes up, walk around the glamping retreat. It's beautiful and the air is clean. Feel the warm sun as you explore. You can hike in the woods or relax in a warm spring nearby.

When it gets dark, you can see lots of stars. It's perfect for watching movies outside or listening to music under the stars. In the evening, sit around a fire with friends or family, have fun, and talk in the warm light. The glamping dome is comfy and peaceful, perfect for rest and adventure.



# ABOUT US JUMEI GLAMPING



## COMPANY INTRODUCTION

Jumei Tents and Technology Co., Ltd. is one of the leading industrial, commercial, glamping tent and pre-fabricated structure manufacturers and suppliers in China. With our professional R&D, sales, and engineers team we provide an excellent tent and prefabricated structure designing, manufacturing, selling, and customized service for our valued customers all over the world.

Jumei Glamping is Jumei Tent Technology Co., Ltd. 's new high-end glamping products brand. Jumei Glamping is focused on developing, designing, and manufacturing high-end glamping products, including new styles of luxury glamping pods, safari tents, safari lodge tents, and glamping dome tents. All these glamping products are very suitable for leisure resorts, campsites, and Airbnb glamping projects.

With the trend of glamping, i.e. glamorous camping, and wellness tourism growing rapidly, Jumei Glamping is leading the way by helping resort owners and operators to meet the modern traveler's demand for luxurious, glamorous camping experiences in nature.



SPATIAL  
FLEXIBILITY



MODULAR  
ASSEMBLY



NEW ENVIRONMENTAL  
PROTECTIONG



QUIK  
INSTALLATION



TRANSPORT  
COVENIENCE

# QUALIFICATIONS AND CERTIFICATIONS



Technology first, to create industry-leading technological advantages.

The company has been recognized as a "high-tech enterprises", with strong technology, excellent products have been recognized by customers, the products sell well in all regions of the world.



5<sup>+</sup>

Qualifications

10<sup>+</sup>

Certifications

46<sup>+</sup>

Technology & Design Patents

## TECHNICAL STRENGTH

- Strong research and development strength.
- Wide range of technology areas.
- Fruitful technological achievements.
- Technology Fruitful technical achievements.
- Extensive technical cooperation and exchanges.

## PATENTS & HONORS



# CONTACT US

## WE'RE READY FOR HELP!

GUANGZHOU JUMEI TENT TECHNOLOGY CO., LTD.



[Get a FREE Quote NOW!](#)



No.7, Dong Er Road, Hengli, Nansha,  
Guangzhou, Guangdong, China



[info@jumei-tents.com](mailto:info@jumei-tents.com)



[www.jumei-tents.com](http://www.jumei-tents.com)  
[www.jumei-glamping.com](http://www.jumei-glamping.com)  
Alibaba Store



+86 20 3900 2585

Your Choice, Our Commitment - Reliable Partner  
in Glamping Innovation!

